










Subject	Term 1	Term 2	Term 3	Term 4	Term 5	Term 6
History	Through the Ages  Stone Age, Bronze Age, Iron Age, chronology and timeline, everyday life, tools and weapons, settlements, stonework and metalwork, religion and beliefs, wealth and power, invention and ingenuity, evidence and enquiry		Rocks, relics and Rumbles  Significant people and events: Mary Anning and Pompeii.		Emperors and Empires  Chronology; Everyday life in ancient Rome; Founding of Rome; Power and rule; Roman Empire; Significant emperors; Social hierarchy; Roman army; Roman invasion of Britain; Significant people – Boudicca; Everyday life in Roman Britain; Romanisation of Britain; Roman withdrawal; Roman legacy	
Geography	One Planet, Our World  One Planet, Our World- Maps; locating countries; human and physical features, the local environment, land use; fieldwork, and local enquiry human features. Stone Age monuments.		Rocks, relics and Rumbles  Layers of the Earth: rocks, plate tectonics, ring of Fire, features of volcanoes, lines of latitude and longitude, volcanic eruptions, earthquakes and tsunamis, compass points; maps. One Planet, Our World  Earth's layers; plate tectonics; latitude and longitude, Four-figure grid references; primary data; Compass points.		One Planet, Our World  European countries and cities.	



English	Stig of the Dump   The Secrets of Stonehenge- Mick Mannin		The Firework-Makers Daughter  Firework poems.		Roman Tales: The Goose Guard   The Captive Celt Roman biographies 	
Spellings Year 3	Suffix – er and est, homophones, r sound spelt ‘wr’ and ee sound spelt ‘ey’.	The ee sound spelt ey, adding the suffix -ness, words ending in -le, words ending in -il and words where s makes the zh sound	Homophones, words ending in -el, -al, the ir sound spelt or after w, suffix -ful, -less	Contractions and apostrophes, suffix -ment, -es, words ending in -tion, possessive apostrophes	adding “dis-”, “in-”, “un-” adding “im-” to root words beginning with m or p, homophones. Adding the suffix “-ous” and “-ly” and practice adding “-ture” and “-ation” to verbs to form nouns. The “c” sound spelt ch and words with the “sh” sound spelt ch, the suffix “-ion”.	Adding -ation to verbs, words with the ‘c’ sound spelt ch, words with the sh sound spelt ch. Adding the suffix -ian. ion, prefix re-homophones.









Pankhurst Class Long Term Plan 2025- 26



Punctuation Year 3	<ul style="list-style-type: none"> Identify and highlight direct speech in written texts Model use of inverted commas to indicate direct speech 	<ul style="list-style-type: none"> Revise use of comma to separate items in a list Revise question marks and exclamation marks and use reliably 	<ul style="list-style-type: none"> Learn to use the apostrophe for regular plural nouns To edit deliberate punctuation errors 	<ul style="list-style-type: none"> To know how to use the comma before closing inverted commas, in direct speech 	<ul style="list-style-type: none"> To demarcate sentences with increasing security, including capital letters, full stops, exclamation marks and question marks To use an apostrophe for omission and possession 	<ul style="list-style-type: none"> Continue to use apostrophes in a range of contexts To begin to use a comma to separate main clause from subordinate clause
Grammar Year 3	<ul style="list-style-type: none"> Nouns To revise the function of statement, question, command and exclamation Sentence structures Past tense To understand Standard English Express time, place and cause using a range of conjunctions 	<ul style="list-style-type: none"> Introduce noun phrases To revise the function of statement, question, command and exclamation Irregular past tense Identifying the main clause in a sentence 	<ul style="list-style-type: none"> Coordinating and subordinating conjunctions Revisit commas in a list Introduce prepositions 	<ul style="list-style-type: none"> Adverbials Prepositions To use a variety of conjunctions 	<ul style="list-style-type: none"> Focus on exclamation marks Revisit adverbials Consistent tenses 	<ul style="list-style-type: none"> To revisit standard English Commas to separate clauses Consolidate conjunctions
Mathematics Year 3	Number <ul style="list-style-type: none"> Place value Addition and subtraction Multiplication and division Statistics		Geometry <ul style="list-style-type: none"> Properties of shape Position and direction Measurement <ul style="list-style-type: none"> Length and perimeter Money Time Four operations consolidation		Number <ul style="list-style-type: none"> Fractions Measurement <ul style="list-style-type: none"> Mass, capacity and measurement Four operations consolidation	



Science	Animal Nutrition and the Skeletal System		Forces and Magnets		Plant Nutrition and reproduction	
Computing	Coding <ul style="list-style-type: none"> Flowcharts Code, test, debug Design and make an interactive scene Online safety <ul style="list-style-type: none"> Passwords Fact or fiction (online) Appropriate content and ratings 	Spreadsheets <ul style="list-style-type: none"> Pie and bar charts Using < > = tools Using the spin button Touch typing <ul style="list-style-type: none"> Keys Hand positions 	Email <ul style="list-style-type: none"> Communication Composing emails Email safety Attachments Emails solutions Branching data bases <ul style="list-style-type: none"> Yes / no questions Class data base 	Simulations <ul style="list-style-type: none"> What is a simulation Explore simulations Analyse simulations 	Graphing <ul style="list-style-type: none"> Enter data to make a graph Use a graph to solve a problem Analyse data 	Presenting with Power point. <ul style="list-style-type: none"> Make a presentation from blank Use text, images and animation Use timings and present using power point.
PE	Invasion games <ul style="list-style-type: none"> Football Rugby Health Related Fitness (HRF) <ul style="list-style-type: none"> Cross country/ HIIT workouts 	Sports hall athletics Invasion games <ul style="list-style-type: none"> Hockey 	Gymnastics Multi skills	Net and wall games <ul style="list-style-type: none"> Tennis Invasion games <ul style="list-style-type: none"> Netball 	Athletics Striking and Fielding <ul style="list-style-type: none"> Rounders Cricket 	
RE	Vesak 	Guru Nanak Gurburab 	Hajj 	Lent 	Shavuot 	Ganesh Chaturthi 
PSHE	Being me in my world	Celebrating difference	Dreams and goals	Health me	Relationships	Changing me
Art and DT	Prehistoric Pots <ul style="list-style-type: none"> Bells Pottery 		Ammonites <ul style="list-style-type: none"> Sketching 		Mosaic Masters <ul style="list-style-type: none"> Making mosaic patterns 	



Pankhurst Class Long Term Plan 2025- 26



	Cook well, Eat well <ul style="list-style-type: none"> Exploring different methods of cooking 		<ul style="list-style-type: none"> Printmaking sculpture Making it Move <ul style="list-style-type: none"> Cam mechanisms 	Greenhouses <ul style="list-style-type: none"> Strengthening and building structures 	
Music	I've been to Harlem <ul style="list-style-type: none"> Compose a pentatonic ostinato. Sing a call-and-response song in groups, holding long notes confidently. Play melodic and rhythmic accompaniments to a song. Listen and identify where notes in the melody of the song go down and up. 	Mingulay boat song and Nao chariya de <ul style="list-style-type: none"> Begin to develop an understanding and appreciation of music from different musical traditions. Identify that the songs are from different places in the world, use different instruments, have a different beat, and are different speeds. Use some music vocabulary to describe these things. Understand that a folk song is music that belongs to the people of a particular place. 	Play percussion - Mangrove twilight <ul style="list-style-type: none"> To explore syncopated rhythm through body percussion and percussion. To introduce ensemble untuned and tuned percussion playing using ostinatos. To explore the call-and-response form and introduce tuned percussion ensemble playing with groups (calling and responding). To play a simple melody in C major. To play key notes in the chord sequence (C-G7-G7-C). To play two-note and broken chord shapes in calypso rhythm (C and G7). <p>To explore melody improvisation using the C major scale</p>	Just three notes <ul style="list-style-type: none"> Invent simple patterns using rhythms and notes C-D-E. Compose music, structuring short ideas into a bigger piece. Notate, read, and follow a 'score'. Recognise and copy rhythms and pitches C-D-E. Samba with Sérgio <ul style="list-style-type: none"> Move in time with the beat of the music. Perform call-and-response rhythms vocally, by ear, using word rhythms, then transfer rhythms to body percussion/instruments. Perform vocal percussion as part of a group. Talk about what they have learnt about Brazil and carnival (e.g. samba batucada instruments, playing in call-and- 	Fly with the stars <ul style="list-style-type: none"> Play the chords of Fly with the stars on tuned percussion as part of a whole-class performance. Sing solo or in a pair in call-and-response style. Respond to and recognise crotchets and quavers and make up rhythms using these durations to create accompaniment ideas for the song.



Pankhurst Class Long Term Plan 2025- 26



					response, samba schools, that in Brazil music helps communities thrive, word rhythms are an important way to learn rhythm patterns, that you can freely express yourself at carnival).	
French	All about me <ul style="list-style-type: none"> • Greetings • Talking about myself 	Family <ul style="list-style-type: none"> • Family members • Body parts on myself and family members 	Colours <ul style="list-style-type: none"> • Numbers • Days of the week • Months of the year 	Food <ul style="list-style-type: none"> • Different food • Food related objects (cutlery etc) 	Seasons <ul style="list-style-type: none"> • Weather • Recap months of the year 	Exploring a town